

# \$317,500

Broward County Median Sales  
January 2021


# \$351,000

Broward County Median Sales  
January 2022

↑10.55%  
INCREASE



**\$445,000**  
Median Sale Price  
for Single Family Home



**\$317,750**  
Median Sale Price  
for Townhouse



**\$170,000**  
Median Sale Price  
for Condo



**\$169,500**  
Median Sale Price  
for Co-Op



**\$520,000**  
Median Sale Price  
for Single Family Home



**\$361,500**  
Median Sale Price  
for Townhouse



**\$200,000**  
Median Sale Price  
for Condo



**\$165,400**  
Median Sale Price  
for Co-Op

## TOP FIVE CITIES WITH THE MOST SALES

MARTY KIAR, BROWARD COUNTY PROPERTY APPRAISER'S

# MARKET SALES

JANUARY 2022 REPORT

The Broward County Property Appraiser's Office gathers property sales information across the county on an ongoing basis. As part of our continued effort to share the data we collect, I am pleased to provide you with our "BCPA Market Report". This report is a simple, visual representation of the types of properties sold and the median sale prices for residential properties within Broward County during the month of January.

## ALL CITIES

Fort  
Lauderdale



154 Single Family  
25 Townhouse  
176 Condo  
16 Co-Op

Hollywood



128 Single Family  
27 Townhouse  
120 Condo  
7 Co-Op

Pompano  
Beach



61 Single Family  
17 Townhouse  
123 Condo  
6 Co-Op

Pembroke Pines



89 Single Family  
42 Townhouse  
75 Condo  
0 Co-Op

Deerfield  
Beach



44 Single Family  
27 Townhouse  
105 Condo  
0 Co-Op

Coconut Creek  
89  
15 Single Family  
10 Townhouse  
64 Condo  
0 Co-Op

Dania Beach  
32  
17 Single Family  
4 Townhouse  
10 Condo  
1 Co-Op

Hillsboro Beach  
15  
0 Single Family  
0 Townhouse  
15 Condo  
0 Co-Op

Lauderhill  
91  
24 Single Family  
11 Townhouse  
56 Condo  
0 Co-Op

Margate  
92  
29 Single Family  
20 Townhouse  
43 Condo  
0 Co-Op

Oakland Park  
74  
36 Single Family  
9 Townhouse  
29 Condo  
0 Co-Op

Plantation  
126  
64 Single Family  
17 Townhouse  
45 Condo  
0 Co-Op

Sunrise  
138  
48 Single Family  
15 Townhouse  
75 Condo  
0 Co-Op

West Park  
14  
14 Single Family  
0 Townhouse  
0 Condo  
0 Co-Op

Cooper City  
28  
16 Single Family  
11 Townhouse  
1 Condo  
0 Co-Op

Davie  
100  
37 Single Family  
30 Townhouse  
33 Condo  
0 Co-Op

Lauderdale by the Sea  
32  
4 Single Family  
2 Townhouse  
22 Condo  
4 Co-Op

Lazy Lakes  
0  
0 Single Family  
0 Townhouse  
0 Condo  
0 Co-Op

Miramar  
150  
99 Single Family  
20 Townhouse  
31 Condo  
0 Co-Op

Parkland  
63  
37 Single Family  
24 Townhouse  
2 Condo  
0 Co-Op

Sea Ranch Lakes  
1  
1 Single Family  
0 Townhouse  
0 Condo  
0 Co-Op

Tamarac  
152  
15 Single Family  
66 Townhouse  
71 Condo  
0 Co-Op

Weston  
88  
59 Single Family  
5 Townhouse  
24 Condo  
0 Co-Op

Coral Springs  
154  
77 Single Family  
22 Townhouse  
55 Condo  
0 Co-Op

Hallandale Beach  
149  
9 Single Family  
1 Townhouse  
116 Condo  
23 Co-Op

Lauderdale Lakes  
56  
14 Single Family  
5 Townhouse  
37 Condo  
0 Co-Op

Lighthouse Point  
29  
21 Single Family  
0 Townhouse  
7 Condo  
1 Co-Op

North Lauderdale  
42  
20 Single Family  
17 Townhouse  
5 Condo  
0 Co-Op

Pembroke Park  
2  
0 Single Family  
2 Townhouse  
0 Condo  
0 Co-Op

Southwest Ranches  
10  
10 Single Family  
0 Townhouse  
0 Condo  
0 Co-Op

Unincorporated  
17  
17 Single Family  
0 Townhouse  
0 Condo  
0 Co-Op

Wilton Manors  
27  
18 Single Family  
1 Townhouse  
8 Condo  
0 Co-Op

# \$320,000

Broward County Median Sales  
February 2021

# \$358,000

Broward County Median Sales  
February 2022

↑11.88%  
INCREASE



**\$456,000**  
Median Sale Price  
for Single Family Home



**\$330,000**  
Median Sale Price  
for Townhouse



**\$173,000**  
Median Sale Price  
for Condo



**\$166,500**  
Median Sale Price  
for Co-Op



**\$552,000**  
Median Sale Price  
for Single Family Home



**\$380,000**  
Median Sale Price  
for Townhouse



**\$206,000**  
Median Sale Price  
for Condo



**\$187,000**  
Median Sale Price  
for Co-Op

## TOP FIVE CITIES WITH THE MOST SALES

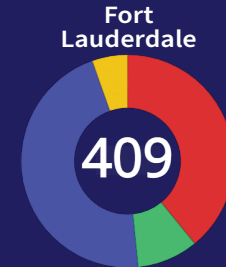
MARTY KIAR, BROWARD COUNTY PROPERTY APPRAISER'S

# MARKET SALES

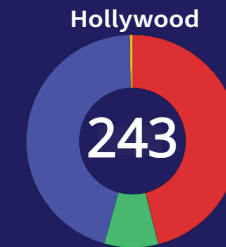
FEBRUARY 2022 REPORT

The Broward County Property Appraiser's Office gathers property sales information across the county on an ongoing basis. As part of our continued effort to share the data we collect, I am pleased to provide you with our "BCPA Market Report". This report is a simple, visual representation of the types of properties sold and the median sale prices for residential properties within Broward County during the month of February.

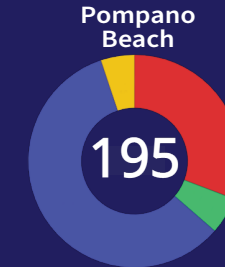
## ALL CITIES



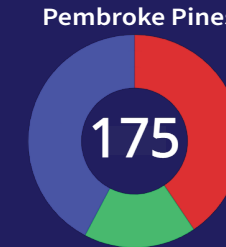
160 Single Family  
38 Townhouse  
189 Condo  
22 Co-Op



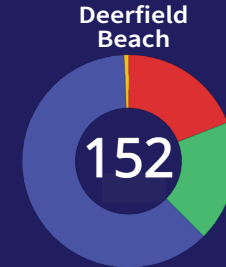
112 Single Family  
20 Townhouse  
110 Condo  
1 Co-Op



60 Single Family  
11 Townhouse  
114 Condo  
10 Co-Op



71 Single Family  
30 Townhouse  
74 Condo  
0 Co-Op



29 Single Family  
28 Townhouse  
94 Condo  
1 Co-Op

Coconut Creek  
78  
12 Single Family  
17 Townhouse  
49 Condo  
0 Co-Op

Dania Beach  
46  
17 Single Family  
6 Townhouse  
19 Condo  
4 Co-Op

Hillsboro Beach  
11  
0 Single Family  
0 Townhouse  
9 Condo  
2 Co-Op

Lauderhill  
110  
28 Single Family  
8 Townhouse  
74 Condo  
0 Co-Op

Margate  
95  
33 Single Family  
13 Townhouse  
49 Condo  
0 Co-Op

Oakland Park  
83  
43 Single Family  
5 Townhouse  
35 Condo  
0 Co-Op

Plantation  
101  
48 Single Family  
17 Townhouse  
36 Condo  
0 Co-Op

Sunrise  
135  
36 Single Family  
21 Townhouse  
78 Condo  
0 Co-Op

West Park  
15  
15 Single Family  
0 Townhouse  
0 Condo  
0 Co-Op

Cooper City  
40  
24 Single Family  
16 Townhouse  
0 Condo  
0 Co-Op

Davie  
106  
52 Single Family  
23 Townhouse  
31 Condo  
0 Co-Op

Lauderdale by the Sea  
32  
5 Single Family  
2 Townhouse  
19 Condo  
6 Co-Op

Lazy Lakes  
0  
0 Single Family  
0 Townhouse  
0 Condo  
0 Co-Op

Miramar  
125  
76 Single Family  
23 Townhouse  
26 Condo  
0 Co-Op

Parkland  
77  
55 Single Family  
19 Townhouse  
3 Condo  
0 Co-Op

Sea Ranch Lakes  
0  
0 Single Family  
0 Townhouse  
0 Condo  
0 Co-Op

Tamarac  
143  
17 Single Family  
72 Townhouse  
54 Condo  
0 Co-Op

Weston  
69  
37 Single Family  
15 Townhouse  
17 Condo  
0 Co-Op

Coral Springs  
129  
74 Single Family  
12 Townhouse  
43 Condo  
0 Co-Op

Hallandale Beach  
131  
10 Single Family  
3 Townhouse  
102 Condo  
16 Co-Op

Lauderdale Lakes  
55  
7 Single Family  
1 Townhouse  
47 Condo  
0 Co-Op

Lighthouse Point  
27  
18 Single Family  
0 Townhouse  
8 Condo  
1 Co-Op

North Lauderdale  
37  
9 Single Family  
15 Townhouse  
13 Condo  
0 Co-Op

Pembroke Park  
0  
0 Single Family  
0 Townhouse  
0 Condo  
0 Co-Op

Southwest Ranches  
14  
14 Single Family  
0 Townhouse  
0 Condo  
0 Co-Op

Unincorporated  
9  
9 Single Family  
0 Townhouse  
0 Condo  
0 Co-Op

Wilton Manors  
32  
18 Single Family  
2 Townhouse  
12 Condo  
0 Co-Op

# \$325,000

Broward County Median Sales  
March 2021


# \$360,000

Broward County Median Sales  
March 2022

↑10.77%  
INCREASE



**\$471,000**  
Median Sale Price  
for Single Family Home



**\$319,000**  
Median Sale Price  
for Townhouse



**\$180,000**  
Median Sale Price  
for Condo



**\$165,500**  
Median Sale Price  
for Co-Op



**\$575,000**  
Median Sale Price  
for Single Family Home



**\$385,000**  
Median Sale Price  
for Townhouse



**\$206,000**  
Median Sale Price  
for Condo



**\$172,400**  
Median Sale Price  
for Co-Op

MARTY KIAR, BROWARD COUNTY PROPERTY APPRAISER'S

# MARKET SALES

MARCH 2022 REPORT

The Broward County Property Appraiser's Office gathers property sales information across the county on an ongoing basis. As part of our continued effort to share the data we collect, I am pleased to provide you with our "BCPA Market Report". This report is a simple, visual representation of the types of properties sold and the median sale prices for residential properties within Broward County during the month of March.

## ALL CITIES

Coconut Creek  
113  
21 Single Family  
17 Townhouse  
75 Condo  
0 Co-Op

Dania Beach  
58  
26 Single Family  
6 Townhouse  
20 Condo  
6 Co-Op

Hillsboro Beach  
16  
0 Single Family  
1 Townhouse  
11 Condo  
4 Co-Op

Lauderhill  
158  
28 Single Family  
6 Townhouse  
124 Condo  
0 Co-Op

Margate  
136  
45 Single Family  
26 Townhouse  
65 Condo  
0 Co-Op

Oakland Park  
144  
81 Single Family  
14 Townhouse  
49 Condo  
0 Co-Op

Plantation  
133  
61 Single Family  
22 Townhouse  
50 Condo  
0 Co-Op

Sunrise  
175  
58 Single Family  
24 Townhouse  
93 Condo  
0 Co-Op

West Park  
15  
14 Single Family  
1 Townhouse  
0 Condo  
0 Co-Op

Cooper City  
38  
25 Single Family  
11 Townhouse  
2 Condo  
0 Co-Op

Davie  
134  
60 Single Family  
27 Townhouse  
47 Condo  
0 Co-Op

Lauderdale by the Sea  
44  
4 Single Family  
3 Townhouse  
32 Condo  
5 Co-Op

Lazy Lakes  
0  
0 Single Family  
0 Townhouse  
0 Condo  
0 Co-Op

Miramar  
165  
106 Single Family  
23 Townhouse  
34 Condo  
0 Co-Op

Parkland  
96  
74 Single Family  
20 Townhouse  
2 Condo  
0 Co-Op

Sea Ranch Lakes  
0  
0 Single Family  
0 Townhouse  
0 Condo  
0 Co-Op

Tamarac  
209  
14 Single Family  
87 Townhouse  
108 Condo  
0 Co-Op

Weston  
110  
68 Single Family  
19 Townhouse  
23 Condo  
0 Co-Op

Coral Springs  
193  
103 Single Family  
19 Townhouse  
71 Condo  
0 Co-Op

Hallandale Beach  
187  
13 Single Family  
0 Townhouse  
140 Condo  
34 Co-Op

Lauderdale Lakes  
105  
10 Single Family  
4 Townhouse  
91 Condo  
0 Co-Op

Lighthouse Point  
42  
26 Single Family  
1 Townhouse  
13 Condo  
2 Co-Op

North Lauderdale  
44  
17 Single Family  
17 Townhouse  
10 Condo  
0 Co-Op

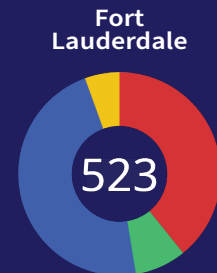
Pembroke Park  
0  
0 Single Family  
0 Townhouse  
0 Condo  
0 Co-Op

Southwest Ranches  
13  
13 Single Family  
0 Townhouse  
0 Condo  
0 Co-Op

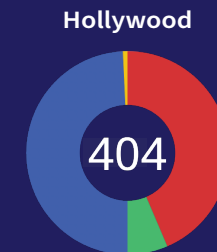
Unincorporated  
19  
19 Single Family  
0 Townhouse  
0 Condo  
0 Co-Op

Wilton Manors  
34  
16 Single Family  
1 Townhouse  
17 Condo  
0 Co-Op

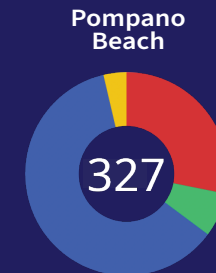
## TOP FIVE CITIES WITH THE MOST SALES



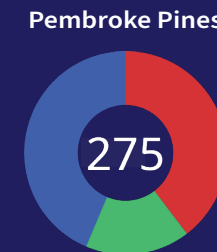
205 Single Family  
43 Townhouse  
246 Condo  
29 Co-Op



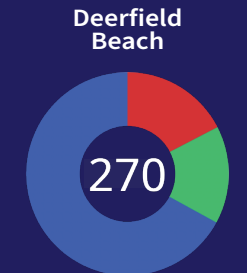
176 Single Family  
26 Townhouse  
199 Condo  
3 Co-Op



92 Single Family  
23 Townhouse  
200 Condo  
12 Co-Op



109 Single Family  
46 Townhouse  
120 Condo  
0 Co-Op



47 Single Family  
42 Townhouse  
120 Condo  
0 Co-Op

# \$330,000

Broward County Median Sales  
April 2021


# \$369,000

Broward County Median Sales  
April 2022

↑11.82%  
INCREASE



**\$488,000**  
Median Sale Price  
for Single Family Home



**\$334,000**  
Median Sale Price  
for Townhouse



**\$180,000**  
Median Sale Price  
for Condo



**\$160,750**  
Median Sale Price  
for Co-Op



**\$590,000**  
Median Sale Price  
for Single Family Home



**\$396,000**  
Median Sale Price  
for Townhouse



**\$214,600**  
Median Sale Price  
for Condo



**\$165,000**  
Median Sale Price  
for Co-Op

## TOP FIVE CITIES WITH THE MOST SALES

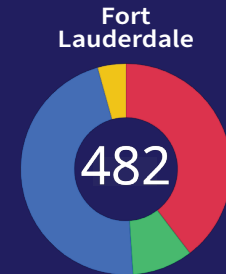
MARTY KIAR, BROWARD COUNTY PROPERTY APPRAISER'S

# MARKET SALES

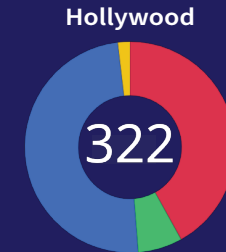
APRIL 2022 REPORT

The Broward County Property Appraiser's Office gathers property sales information across the county on an ongoing basis. As part of our continued effort to share the data we collect, I am pleased to provide you with our "BCPA Market Report". This report is a simple, visual representation of the types of properties sold and the median sale prices for residential properties within Broward County during the month of April.

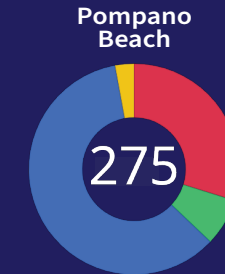
## ALL CITIES



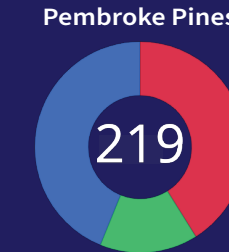
191 Single Family  
45 Townhouse  
225 Condo  
21 Co-Op



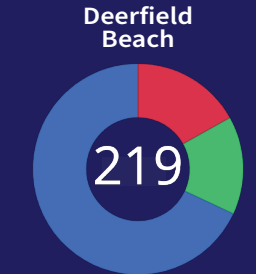
135 Single Family  
22 Townhouse  
159 Condo  
6 Co-Op



82 Single Family  
20 Townhouse  
165 Condo  
8 Co-Op



90 Single Family  
33 Townhouse  
96 Condo  
0 Co-Op



37 Single Family  
33 Townhouse  
149 Condo  
0 Co-Op

Coconut Creek  
129  
24 Single Family  
23 Townhouse  
82 Condo  
0 Co-Op

Dania Beach  
52  
19 Single Family  
6 Townhouse  
22 Condo  
5 Co-Op

Hillsboro Beach  
10  
0 Single Family  
0 Townhouse  
10 Condo  
0 Co-Op

Lauderhill  
169  
35 Single Family  
13 Townhouse  
121 Condo  
0 Co-Op

Margate  
84  
36 Single Family  
9 Townhouse  
39 Condo  
0 Co-Op

Oakland Park  
110  
62 Single Family  
7 Townhouse  
41 Condo  
0 Co-Op

Plantation  
124  
67 Single Family  
15 Townhouse  
42 Condo  
0 Co-Op

Sunrise  
175  
59 Single Family  
22 Townhouse  
94 Condo  
0 Co-Op

West Park  
18  
17 Single Family  
1 Townhouse  
0 Condo  
0 Co-Op

Cooper City  
39  
23 Single Family  
15 Townhouse  
1 Condo  
0 Co-Op

Davie  
110  
49 Single Family  
23 Townhouse  
38 Condo  
0 Co-Op

Lauderdale by the Sea  
35  
9 Single Family  
0 Townhouse  
24 Condo  
2 Co-Op

Lazy Lakes  
0  
0 Single Family  
0 Townhouse  
0 Condo  
0 Co-Op

Miramar  
131  
90 Single Family  
18 Townhouse  
23 Condo  
0 Co-Op

Parkland  
94  
68 Single Family  
24 Townhouse  
2 Condo  
0 Co-Op

Sea Ranch Lakes  
0  
2 Single Family  
0 Townhouse  
0 Condo  
0 Co-Op

Tamarac  
216  
28 Single Family  
94 Townhouse  
94 Condo  
0 Co-Op

Weston  
98  
70 Single Family  
14 Townhouse  
14 Condo  
0 Co-Op

Coral Springs  
186  
115 Single Family  
16 Townhouse  
55 Condo  
0 Co-Op

Hallandale Beach  
180  
11 Single Family  
2 Townhouse  
125 Condo  
42 Co-Op

Lauderdale Lakes  
96  
15 Single Family  
2 Townhouse  
79 Condo  
0 Co-Op

Lighthouse Point  
33  
17 Single Family  
0 Townhouse  
11 Condo  
5 Co-Op

North Lauderdale  
38  
16 Single Family  
15 Townhouse  
7 Condo  
0 Co-Op

Pembroke Park  
0  
1 Single Family  
0 Townhouse  
0 Condo  
0 Co-Op

Southwest Ranches  
6  
6 Single Family  
0 Townhouse  
0 Condo  
0 Co-Op

Unincorporated  
17  
17 Single Family  
0 Townhouse  
0 Condo  
0 Co-Op

Wilton Manors  
46  
25 Single Family  
3 Townhouse  
18 Condo  
0 Co-Op



# \$325,000

Broward County Median Sales  
May 2021

# \$395,000

Broward County Median Sales  
May 2022

↑21.54%  
INCREASE



**\$495,000**  
Median Sale Price  
for Single Family Home



**\$335,000**  
Median Sale Price  
for Townhouse



**\$186,000**  
Median Sale Price  
for Condo



**\$156,000**  
Median Sale Price  
for Co-Op



**\$610,000**  
Median Sale Price  
for Single Family Home



**\$418,100**  
Median Sale Price  
for Townhouse



**\$225,000**  
Median Sale Price  
for Condo



**\$189,950**  
Median Sale Price  
for Co-Op

MARTY KIAR, BROWARD COUNTY PROPERTY APPRAISER'S

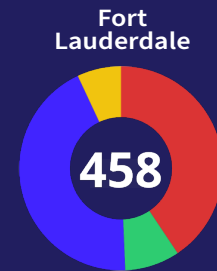
# MARKET SALES

MAY 2022 REPORT

The Broward County Property Appraiser's Office gathers property sales information across the county on an ongoing basis. As part of our continued effort to share the data we collect, I am pleased to provide you with our "BCPA Market Report". This report is a simple, visual representation of the types of properties sold and the median sale prices for residential properties within Broward County during the month of May.

## ALL CITIES

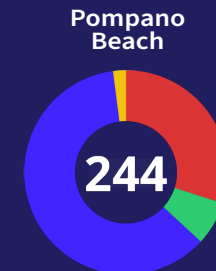
## TOP FIVE CITIES WITH THE MOST SALES



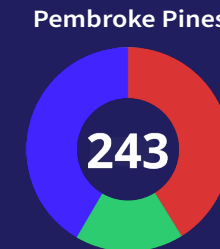
186 Single Family  
40 Townhouse  
200 Condo  
32 Co-Op



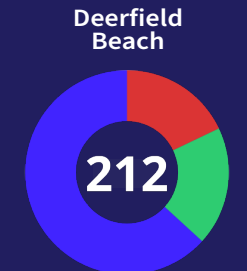
133 Single Family  
23 Townhouse  
137 Condo  
7 Co-Op



73 Single Family  
17 Townhouse  
149 Condo  
5 Co-Op



100 Single Family  
42 Townhouse  
101 Condo  
0 Co-Op



38 Single Family  
40 Townhouse  
134 Condo  
0 Co-Op

Coconut Creek  
90  
21 Single Family  
11 Townhouse  
58 Condo  
0 Co-Op

Dania Beach  
64  
26 Single Family  
7 Townhouse  
29 Condo  
2 Co-Op

Hillsboro Beach  
12  
0 Single Family  
1 Townhouse  
10 Condo  
1 Co-Op

Lauderhill  
135  
31 Single Family  
8 Townhouse  
96 Condo  
0 Co-Op

Margate  
110  
46 Single Family  
15 Townhouse  
49 Condo  
0 Co-Op

Oakland Park  
97  
47 Single Family  
4 Townhouse  
46 Condo  
0 Co-Op

Plantation  
112  
57 Single Family  
16 Townhouse  
39 Condo  
0 Co-Op

Sunrise  
188  
55 Single Family  
20 Townhouse  
113 Condo  
0 Co-Op

West Park  
9  
9 Single Family  
0 Townhouse  
0 Condo  
0 Co-Op

Cooper City  
39  
25 Single Family  
14 Townhouse  
1 Condo  
0 Co-Op

Davie  
124  
55 Single Family  
28 Townhouse  
41 Condo  
0 Co-Op

Lauderdale by the Sea  
45  
4 Single Family  
3 Townhouse  
36 Condo  
2 Co-Op

Lazy Lakes  
0  
0 Single Family  
0 Townhouse  
0 Condo  
0 Co-Op

Miramar  
166  
118 Single Family  
22 Townhouse  
26 Condo  
0 Co-Op

Parkland  
89  
65 Single Family  
22 Townhouse  
2 Condo  
0 Co-Op

Sea Ranch Lakes  
4  
4 Single Family  
0 Townhouse  
0 Condo  
0 Co-Op

Tamarac  
165  
19 Single Family  
62 Townhouse  
84 Condo  
0 Co-Op

Weston  
105  
67 Single Family  
18 Townhouse  
20 Condo  
0 Co-Op

Coral Springs  
163  
85 Single Family  
18 Townhouse  
60 Condo  
0 Co-Op

Hallandale Beach  
136  
8 Single Family  
2 Townhouse  
108 Condo  
18 Co-Op

Lauderdale Lakes  
55  
16 Single Family  
5 Townhouse  
34 Condo  
0 Co-Op

Lighthouse Point  
20  
6 Single Family  
0 Townhouse  
9 Condo  
5 Co-Op

North Lauderdale  
46  
24 Single Family  
13 Townhouse  
9 Condo  
0 Co-Op

Pembroke Park  
2  
1 Single Family  
0 Townhouse  
1 Condo  
0 Co-Op

Southwest Ranches  
15  
15 Single Family  
0 Townhouse  
0 Condo  
0 Co-Op

Unincorporated  
19  
19 Single Family  
0 Townhouse  
0 Condo  
0 Co-Op

Wilton Manors  
30  
17 Single Family  
2 Townhouse  
11 Condo  
0 Co-Op

# \$340,000

Broward County Median Sales  
June 2021

# \$400,000

Broward County Median Sales  
June 2022

↑17.65%  
INCREASE



**\$505,000**  
Median Sale Price  
for Single Family Home



**\$340,000**  
Median Sale Price  
for Townhouse



**\$190,000**  
Median Sale Price  
for Condo



**\$185,000**  
Median Sale Price  
for Co-Op



**\$618,000**  
Median Sale Price  
for Single Family Home



**\$425,000**  
Median Sale Price  
for Townhouse



**\$225,000**  
Median Sale Price  
for Condo



**\$175,000**  
Median Sale Price  
for Co-Op

## TOP FIVE CITIES WITH THE MOST SALES

MARTY KIAR, BROWARD COUNTY PROPERTY APPRAISER'S

# MARKET SALES

JUNE 2022 REPORT

The Broward County Property Appraiser's Office gathers property sales information across the county on an ongoing basis. As part of our continued effort to share the data we collect, I am pleased to provide you with our "BCPA Market Report". This report is a simple, visual representation of the types of properties sold and the median sale prices for residential properties within Broward County during the month of June.

## ALL CITIES

Fort  
Lauderdale



174 Single Family  
32 Townhouse  
193 Condo  
21 Co-Op

Hollywood



133 Single Family  
16 Townhouse  
145 Condo  
9 Co-Op

Pembroke Pines



99 Single Family  
40 Townhouse  
106 Condo  
0 Co-Op

Pompano Beach



71 Single Family  
16 Townhouse  
128 Condo  
6 Co-Op

Tamarac



21 Single Family  
81 Townhouse  
103 Condo  
0 Co-Op

Coconut Creek  
106

21 Single Family  
20 Townhouse  
65 Condo  
0 Co-Op

Dania Beach  
37

12 Single Family  
3 Townhouse  
21 Condo  
1 Co-Op

Hallandale Beach  
154

15 Single Family  
5 Townhouse  
122 Condo  
12 Co-Op

Lauderdale Lakes  
63

27 Single Family  
3 Townhouse  
33 Condo  
0 Co-Op

Lighthouse Point  
47

28 Single Family  
2 Townhouse  
13 Condo  
4 Co-Op

North Lauderdale  
55

22 Single Family  
16 Townhouse  
17 Condo  
0 Co-Op

Pembroke Park  
1

0 Single Family  
1 Townhouse  
0 Condo  
0 Co-Op

Southwest Ranches  
11

11 Single Family  
0 Townhouse  
0 Condo  
0 Co-Op

West Park  
24

24 Single Family  
0 Townhouse  
0 Condo  
0 Co-Op

Cooper City  
53

30 Single Family  
23 Townhouse  
0 Condo  
0 Co-Op

Davie  
137

59 Single Family  
31 Townhouse  
47 Condo  
0 Co-Op

Hillsboro Beach  
7

0 Single Family  
0 Townhouse  
6 Condo  
1 Co-Op

Lauderhill  
131

33 Single Family  
6 Townhouse  
92 Condo  
0 Co-Op

Margate  
111

42 Single Family  
18 Townhouse  
51 Condo  
0 Co-Op

Oakland Park  
112

57 Single Family  
15 Townhouse  
40 Condo  
0 Co-Op

Plantation  
127

71 Single Family  
16 Townhouse  
40 Condo  
0 Co-Op

Sunrise  
178

63 Single Family  
26 Townhouse  
89 Condo  
0 Co-Op

Weston  
123

83 Single Family  
16 Townhouse  
24 Condo  
0 Co-Op

Coral Springs  
189

115 Single Family  
18 Townhouse  
56 Condo  
0 Co-Op

Deerfield Beach  
202

30 Single Family  
40 Townhouse  
131 Condo  
1 Co-Op

Lauderdale by the Sea  
29

2 Single Family  
1 Townhouse  
22 Condo  
4 Co-Op

Lazy Lakes  
0

0 Single Family  
0 Townhouse  
0 Condo  
0 Co-Op

Miramar  
142

92 Single Family  
22 Townhouse  
28 Condo  
0 Co-Op

Parkland  
93

65 Single Family  
27 Townhouse  
1 Condo  
0 Co-Op

Sea Ranch Lakes  
1

1 Single Family  
0 Townhouse  
0 Condo  
0 Co-Op

Unincorporated  
14

19 Single Family  
0 Townhouse  
0 Condo  
0 Co-Op

Wilton Manors  
40

14 Single Family  
10 Townhouse  
16 Condo  
0 Co-Op

# \$345,000

Broward County Median Sales  
July 2021

# \$400,000

Broward County Median Sales  
July 2022

↑15.94%  
INCREASE



**\$509,250**  
Median Sale Price  
for Single Family Home



**\$350,000**  
Median Sale Price  
for Townhouse



**\$187,500**  
Median Sale Price  
for Condo



**\$158,000**  
Median Sale Price  
for Co-Op



**\$630,000**  
Median Sale Price  
for Single Family Home



**\$420,000**  
Median Sale Price  
for Townhouse



**\$225,000**  
Median Sale Price  
for Condo



**\$217,000**  
Median Sale Price  
for Co-Op

## TOP FIVE CITIES WITH THE MOST SALES

MARTY KIAR, BROWARD COUNTY PROPERTY APPRAISER'S

# MARKET SALES

JULY 2022 REPORT

The Broward County Property Appraiser's Office gathers property sales information across the county on an ongoing basis. As part of our continued effort to share the data we collect, I am pleased to provide you with our "BCPA Market Report". This report is a simple, visual representation of the types of properties sold and the median sale prices for residential properties within Broward County during the month of July.

## ALL CITIES

Fort  
Lauderdale



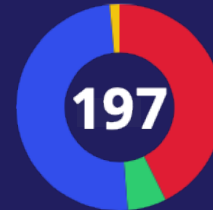
132 Single Family  
25 Townhouse  
153 Condo  
20 Co-Op

Pembroke Pines



111 Single Family  
42 Townhouse  
70 Condo  
0 Co-Op

Hollywood



84 Single Family  
12 Townhouse  
98 Condo  
3 Co-Op

Pompano Beach



50 Single Family  
15 Townhouse  
95 Condo  
5 Co-Op

Coral Springs



90 Single Family  
13 Townhouse  
54 Condo  
0 Co-Op

Coconut Creek  
84

16 Single Family  
18 Townhouse  
50 Condo  
0 Co-Op

Davie  
110

41 Single Family  
21 Townhouse  
48 Condo  
0 Co-Op

Hillsboro Beach  
9

0 Single Family  
0 Townhouse  
6 Condo  
3 Co-Op

Lauderdale Lakes  
39

8 Single Family  
2 Townhouse  
29 Condo  
0 Co-Op

Lighthouse Point  
19

9 Single Family  
2 Townhouse  
7 Condo  
1 Co-Op

North Lauderdale  
39

16 Single Family  
12 Townhouse  
11 Condo  
0 Co-Op

Pembroke Park  
2

0 Single Family  
2 Townhouse  
0 Condo  
0 Co-Op

Southwest Ranches  
13

13 Single Family  
0 Townhouse  
0 Condo  
0 Co-Op

West Park  
9

9 Single Family  
0 Townhouse  
0 Condo  
0 Co-Op

Cooper City  
32

25 Single Family  
7 Townhouse  
0 Condo  
0 Co-Op

Deerfield Beach  
141

19 Single Family  
29 Townhouse  
91 Condo  
2 Co-Op

Hollywood  
197

84 Single Family  
12 Townhouse  
98 Condo  
3 Co-Op

Lauderhill  
119

21 Single Family  
7 Townhouse  
91 Condo  
0 Co-Op

Margate  
93

32 Single Family  
19 Townhouse  
42 Condo  
0 Co-Op

Oakland Park  
78

38 Single Family  
7 Townhouse  
33 Condo  
0 Co-Op

Plantation  
106

64 Single Family  
15 Townhouse  
27 Condo  
0 Co-Op

Sunrise  
147

52 Single Family  
23 Townhouse  
72 Condo  
0 Co-Op

Weston  
92

64 Single Family  
12 Townhouse  
16 Condo  
0 Co-Op

Dania Beach  
37

21 Single Family  
6 Townhouse  
10 Condo  
0 Co-Op

Hallandale Beach  
104

10 Single Family  
3 Townhouse  
86 Condo  
15 Co-Op

Lauderdale by the Sea  
22

2 Single Family  
2 Townhouse  
17 Condo  
1 Co-Op

Lazy Lakes  
0

0 Single Family  
0 Townhouse  
0 Condo  
0 Co-Op

Miramar  
128

87 Single Family  
12 Townhouse  
29 Condo  
0 Co-Op

Parkland  
58

31 Single Family  
25 Townhouse  
2 Condo  
0 Co-Op

Sea Ranch Lakes  
1

1 Single Family  
0 Townhouse  
0 Condo  
0 Co-Op

Unincorporated  
12

12 Single Family  
0 Townhouse  
0 Condo  
0 Co-Op

Wilton Manors  
32

17 Single Family  
4 Townhouse  
11 Condo  
0 Co-Op

# \$349,950

Broward County Median Sales  
August 2021


# \$398,750

Broward County Median Sales  
August 2022

↑14.14%  
INCREASE



**\$510,000**  
Median Sale Price  
for Single Family Home



**\$350,000**  
Median Sale Price  
for Townhouse



**\$183,250**  
Median Sale Price  
for Condo



**\$135,000**  
Median Sale Price  
for Co-Op



**\$599,500**  
Median Sale Price  
for Single Family Home



**\$415,000**  
Median Sale Price  
for Townhouse



**\$230,000**  
Median Sale Price  
for Condo



**\$215,000**  
Median Sale Price  
for Co-Op

## TOP FIVE CITIES WITH THE MOST SALES

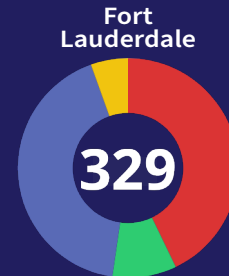
MARTY KIAR, BROWARD COUNTY PROPERTY APPRAISER'S

# MARKET SALES

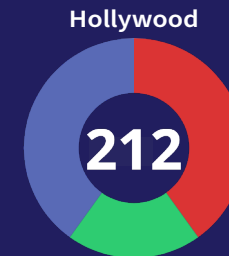
AUGUST 2022 REPORT

The Broward County Property Appraiser's Office gathers property sales information across the county on an ongoing basis. As part of our continued effort to share the data we collect, I am pleased to provide you with our "BCPA Market Report". This report is a simple, visual representation of the types of properties sold and the median sale prices for residential properties within Broward County during the month of August.

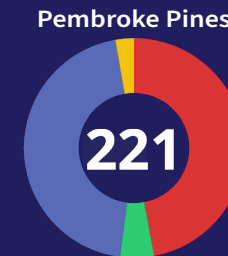
## ALL CITIES



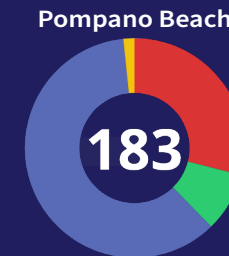
141 Single Family  
31 Townhouse  
139 Condo  
18 Co-Op



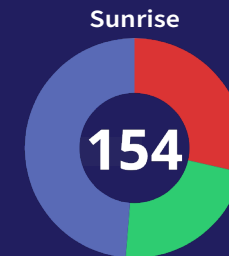
104 Single Family  
11 Townhouse  
100 Condo  
6 Co-Op



85 Single Family  
42 Townhouse  
85 Condo  
0 Co-Op



53 Single Family  
16 Townhouse  
111 Condo  
3 Co-Op



44 Single Family  
35 Townhouse  
75 Condo  
0 Co-Op

Coconut Creek  
85  
15 Single Family  
22 Townhouse  
48 Condo  
0 Co-Op

Dania Beach  
15  
5 Single Family  
1 Townhouse  
9 Condo  
0 Co-Op

Hallandale Beach  
95  
10 Single Family  
2 Townhouse  
74 Condo  
9 Co-Op

Lauderdale Lakes  
64  
8 Single Family  
2 Townhouse  
29 Condo  
0 Co-Op

Lighthouse Point  
18  
11 Single Family  
0 Townhouse  
5 Condo  
2 Co-Op

North Lauderdale  
48  
21 Single Family  
16 Townhouse  
11 Condo  
0 Co-Op

Pembroke Park  
1  
0 Single Family  
1 Townhouse  
0 Condo  
0 Co-Op

Southwest Ranches  
7  
7 Single Family  
0 Townhouse  
0 Condo  
0 Co-Op

West Park  
12  
11 Single Family  
1 Townhouse  
0 Condo  
0 Co-Op

Cooper City  
29  
16 Single Family  
11 Townhouse  
2 Condo  
0 Co-Op

Davie  
112  
53 Single Family  
24 Townhouse  
35 Condo  
0 Co-Op

Hillsboro Beach  
10  
0 Single Family  
0 Townhouse  
7 Condo  
3 Co-Op

Lauderhill  
111  
24 Single Family  
7 Townhouse  
80 Condo  
0 Co-Op

Margate  
89  
37 Single Family  
17 Townhouse  
35 Condo  
0 Co-Op

Oakland Park  
94  
45 Single Family  
12 Townhouse  
37 Condo  
0 Co-Op

Plantation  
122  
56 Single Family  
19 Townhouse  
47 Condo  
0 Co-Op

Tamarac  
152  
19 Single Family  
67 Townhouse  
66 Condo  
0 Co-Op

Weston  
96  
64 Single Family  
15 Townhouse  
17 Condo  
0 Co-Op

Coral Springs  
149  
83 Single Family  
14 Townhouse  
52 Condo  
0 Co-Op

Deerfield Beach  
138  
22 Single Family  
37 Townhouse  
79 Condo  
2 Co-Op

Lauderdale by the Sea  
18  
4 Single Family  
2 Townhouse  
12 Condo  
0 Co-Op

Lazy Lakes  
0  
0 Single Family  
0 Townhouse  
0 Condo  
0 Co-Op

Miramar  
126  
82 Single Family  
16 Townhouse  
28 Condo  
0 Co-Op

Parkland  
91  
55 Single Family  
33 Townhouse  
3 Condo  
0 Co-Op

Sea Ranch Lakes  
1  
1 Single Family  
0 Townhouse  
0 Condo  
0 Co-Op

Unincorporated  
12  
12 Single Family  
0 Townhouse  
0 Condo  
0 Co-Op

Wilton Manors  
36  
15 Single Family  
7 Townhouse  
14 Condo  
0 Co-Op

# \$348,500

Broward County Median Sales  
September 2021


# \$385,000

↑10.47%  
INCREASE

Broward County Median Sales  
September 2022



**\$502,000**  
Median Sale Price  
for Single Family Home



**\$345,000**  
Median Sale Price  
for Townhouse



**\$185,000**  
Median Sale Price  
for Condo



**\$175,000**  
Median Sale Price  
for Co-Op



**\$580,000**  
Median Sale Price  
for Single Family Home



**\$400,000**  
Median Sale Price  
for Townhouse



**\$231,500**  
Median Sale Price  
for Condo



**\$220,000**  
Median Sale Price  
for Co-Op

## TOP FIVE CITIES WITH THE MOST SALES

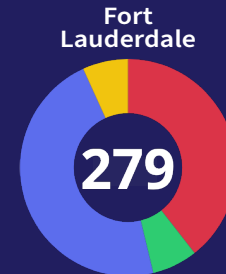
MARTY KIAR, BROWARD COUNTY PROPERTY APPRAISER'S

# MARKET SALES

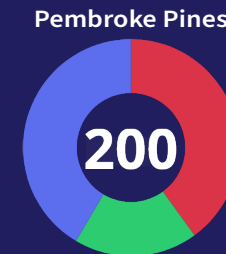
SEPTEMBER 2022 REPORT

The Broward County Property Appraiser's Office gathers property sales information across the county on an ongoing basis. As part of our continued effort to share the data we collect, I am pleased to provide you with our "BCPA Market Report". This report is a simple, visual representation of the types of properties sold and the median sale prices for residential properties within Broward County during the month of September.

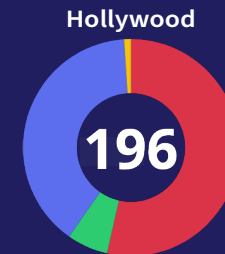
## ALL CITIES



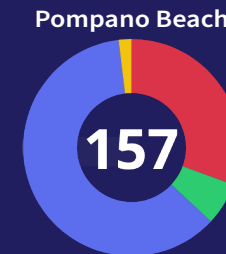
110 Single Family  
19 Townhouse  
131 Condo  
19 Co-Op



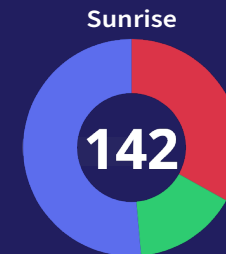
80 Single Family  
37 Townhouse  
83 Condo  
0 Co-Op



105 Single Family  
12 Townhouse  
77 Condo  
2 Co-Op



48 Single Family  
10 Townhouse  
96 Condo  
3 Co-Op



47 Single Family  
22 Townhouse  
73 Condo  
0 Co-Op

Coconut Creek  
87  
17 Single Family  
15 Townhouse  
55 Condo  
0 Co-Op

Dania Beach  
22  
11 Single Family  
2 Townhouse  
9 Condo  
0 Co-Op

Hallandale Beach  
86  
10 Single Family  
1 Townhouse  
61 Condo  
14 Co-Op

Lauderdale Lakes  
38  
11 Single Family  
3 Townhouse  
24 Condo  
0 Co-Op

Lighthouse Point  
23  
12 Single Family  
1 Townhouse  
7 Condo  
3 Co-Op

North Lauderdale  
35  
11 Single Family  
14 Townhouse  
10 Condo  
0 Co-Op

Pembroke Park  
4  
0 Single Family  
2 Townhouse  
2 Condo  
0 Co-Op

Southwest Ranches  
1  
1 Single Family  
0 Townhouse  
0 Condo  
0 Co-Op

West Park  
13  
12 Single Family  
1 Townhouse  
0 Condo  
0 Co-Op

Cooper City  
31  
22 Single Family  
9 Townhouse  
0 Condo  
0 Co-Op

Davie  
94  
35 Single Family  
27 Townhouse  
32 Condo  
0 Co-Op

Hillsboro Beach  
4  
0 Single Family  
0 Townhouse  
4 Condo  
0 Co-Op

Lauderhill  
86  
14 Single Family  
9 Townhouse  
63 Condo  
0 Co-Op

Margate  
86  
38 Single Family  
14 Townhouse  
34 Condo  
0 Co-Op

Oakland Park  
66  
27 Single Family  
10 Townhouse  
29 Condo  
0 Co-Op

Plantation  
88  
49 Single Family  
15 Townhouse  
24 Condo  
0 Co-Op

Tamarac  
134  
18 Single Family  
51 Townhouse  
65 Condo  
0 Co-Op

Weston  
64  
39 Single Family  
8 Townhouse  
17 Condo  
0 Co-Op

Coral Springs  
127  
61 Single Family  
8 Townhouse  
58 Condo  
0 Co-Op

Deerfield Beach  
128  
33 Single Family  
30 Townhouse  
65 Condo  
0 Co-Op

Lauderdale by the Sea  
24  
2 Single Family  
2 Townhouse  
18 Condo  
2 Co-Op

Lazy Lakes  
0  
0 Single Family  
0 Townhouse  
0 Condo  
0 Co-Op

Miramar  
133  
87 Single Family  
10 Townhouse  
36 Condo  
0 Co-Op

Parkland  
74  
48 Single Family  
25 Townhouse  
1 Condo  
0 Co-Op

Sea Ranch Lakes  
0  
0 Single Family  
0 Townhouse  
0 Condo  
0 Co-Op

Unincorporated  
17  
17 Single Family  
0 Townhouse  
0 Condo  
0 Co-Op

Wilton Manors  
31  
19 Single Family  
4 Townhouse  
8 Condo  
0 Co-Op

# \$343,250

Broward County Median Sales  
October 2021


# \$390,000

Broward County Median Sales  
October 2022

↑13.62%  
INCREASE



**\$515,000**  
Median Sale Price  
for Single Family Home



**\$360,000**  
Median Sale Price  
for Townhouse



**\$190,000**  
Median Sale Price  
for Condo



**\$195,000**  
Median Sale Price  
for Co-Op



**\$582,500**  
Median Sale Price  
for Single Family Home



**\$400,000**  
Median Sale Price  
for Townhouse



**\$235,000**  
Median Sale Price  
for Condo



**\$210,500**  
Median Sale Price  
for Co-Op

## TOP FIVE CITIES WITH THE MOST SALES

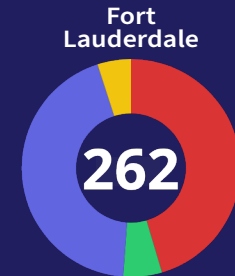
MARTY KIAR, BROWARD COUNTY PROPERTY APPRAISER'S

# MARKET SALES

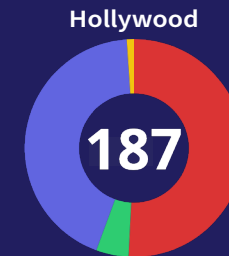
OCTOBER 2022 REPORT

The Broward County Property Appraiser's Office gathers property sales information across the county on an ongoing basis. As part of our continued effort to share the data we collect, I am pleased to provide you with our "BCPA Market Report". This report is a simple, visual representation of the types of properties sold and the median sale prices for residential properties within Broward County during the month of October.

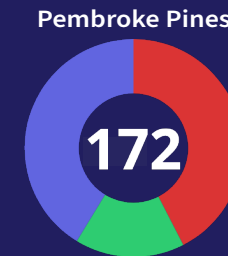
## ALL CITIES



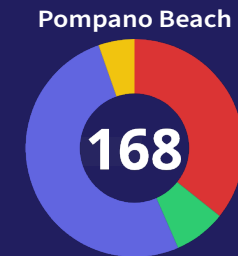
119 Single Family  
15 Townhouse  
115 Condo  
13 Co-Op



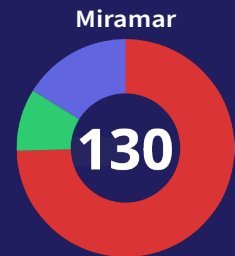
95 Single Family  
9 Townhouse  
81 Condo  
2 Co-Op



73 Single Family  
28 Townhouse  
71 Condo  
0 Co-Op



60 Single Family  
13 Townhouse  
86 Condo  
9 Co-Op



97 Single Family  
12 Townhouse  
21 Condo  
0 Co-Op

Coconut Creek  
76  
19 Single Family  
18 Townhouse  
39 Condo  
0 Co-Op

Dania Beach  
17  
7 Single Family  
0 Townhouse  
9 Condo  
1 Co-Op

Hallandale Beach  
99  
7 Single Family  
0 Townhouse  
72 Condo  
20 Co-Op

Lauderdale Lakes  
40  
15 Single Family  
1 Townhouse  
23 Condo  
1 Co-Op

Lighthouse Point  
24  
14 Single Family  
0 Townhouse  
8 Condo  
2 Co-Op

Oakland Park  
50  
27 Single Family  
5 Townhouse  
18 Condo  
0 Co-Op

Plantation  
102  
52 Single Family  
17 Townhouse  
33 Condo  
0 Co-Op

Sunrise  
118  
31 Single Family  
14 Townhouse  
73 Condo  
0 Co-Op

West Park  
13  
13 Single Family  
0 Townhouse  
0 Condo  
0 Co-Op

Cooper City  
35  
25 Single Family  
8 Townhouse  
2 Condo  
0 Co-Op

Davie  
89  
34 Single Family  
19 Townhouse  
36 Condo  
0 Co-Op

Hillsboro Beach  
5  
0 Single Family  
0 Townhouse  
2 Condo  
3 Co-Op

Lauderhill  
90  
17 Single Family  
7 Townhouse  
66 Condo  
1 Co-Op

Margate  
80  
27 Single Family  
13 Townhouse  
40 Condo  
0 Co-Op

Parkland  
71  
44 Single Family  
23 Townhouse  
4 Condo  
0 Co-Op

Sea Ranch Lakes  
0  
0 Single Family  
0 Townhouse  
0 Condo  
0 Co-Op

Tamarac  
107  
10 Single Family  
54 Townhouse  
43 Condo  
0 Co-Op

Weston  
63  
31 Single Family  
14 Townhouse  
18 Condo  
0 Co-Op

Coral Springs  
126  
67 Single Family  
14 Townhouse  
45 Condo  
0 Co-Op

Deerfield Beach  
118  
22 Single Family  
31 Townhouse  
64 Condo  
1 Co-Op

Lauderdale by the Sea  
22  
1 Single Family  
2 Townhouse  
15 Condo  
4 Co-Op

Lazy Lakes  
1  
1 Single Family  
0 Townhouse  
0 Condo  
0 Co-Op

North Lauderdale  
33  
11 Single Family  
15 Townhouse  
7 Condo  
0 Co-Op

Pembroke Park  
6  
0 Single Family  
2 Townhouse  
4 Condo  
0 Co-Op

Southwest Ranches  
12  
12 Single Family  
0 Townhouse  
0 Condo  
0 Co-Op

Unincorporated  
9  
9 Single Family  
0 Townhouse  
0 Condo  
0 Co-Op

Wilton Manors  
16  
6 Single Family  
1 Townhouse  
9 Condo  
0 Co-Op



# \$350,000

Broward County Median Sales  
November 2021


# \$375,000

Broward County Median Sales  
November 2022

↑ 7.14%  
INCREASE



**\$520,000**  
Median Sale Price  
for Single Family Home



**\$351,200**  
Median Sale Price  
for Townhouse



**\$200,000**  
Median Sale Price  
for Condo



**\$178,000**  
Median Sale Price  
for Co-Op



**\$563,000**  
Median Sale Price  
for Single Family Home



**\$405,000**  
Median Sale Price  
for Townhouse



**\$227,000**  
Median Sale Price  
for Condo



**\$192,500**  
Median Sale Price  
for Co-Op

## TOP FIVE CITIES WITH THE MOST SALES

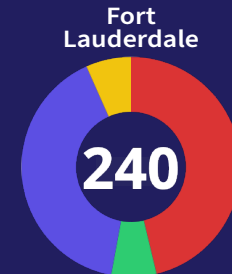
MARTY KIAR, BROWARD COUNTY PROPERTY APPRAISER'S

# MARKET SALES

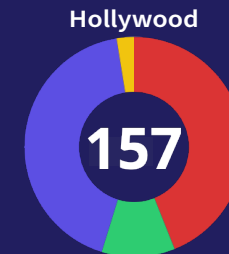
NOVEMBER 2022 REPORT

The Broward County Property Appraiser's Office gathers property sales information across the county on an ongoing basis. As part of our continued effort to share the data we collect, I am pleased to provide you with our "BCPA Market Report". This report is a simple, visual representation of the types of properties sold and the median sale prices for residential properties within Broward County during the month of November.

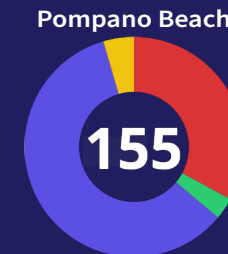
## ALL CITIES



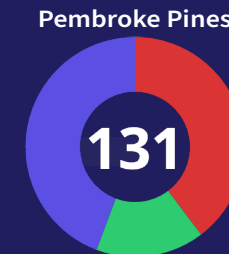
111 Single Family  
16 Townhouse  
97 Condo  
16 Co-Op



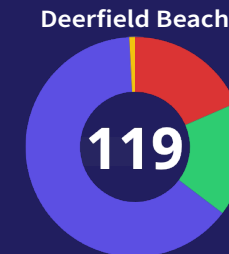
69 Single Family  
17 Townhouse  
67 Condo  
4 Co-Op



51 Single Family  
5 Townhouse  
92 Condo  
7 Co-Op



52 Single Family  
21 Townhouse  
58 Condo  
0 Co-Op



22 Single Family  
20 Townhouse  
76 Condo  
1 Co-Op

Coconut Creek  
67  
16 Single Family  
18 Townhouse  
33 Condo  
0 Co-Op

Dania Beach  
30  
17 Single Family  
4 Townhouse  
9 Condo  
0 Co-Op

Hillsboro Beach  
8  
0 Single Family  
0 Townhouse  
5 Condo  
3 Co-Op

Lauderhill  
98  
24 Single Family  
6 Townhouse  
68 Condo  
0 Co-Op

Margate  
82  
31 Single Family  
9 Townhouse  
42 Condo  
0 Co-Op

Oakland Park  
56  
21 Single Family  
7 Townhouse  
28 Condo  
0 Co-Op

Plantation  
91  
49 Single Family  
13 Townhouse  
29 Condo  
0 Co-Op

Sunrise  
108  
30 Single Family  
18 Townhouse  
60 Condo  
0 Co-Op

West Park  
14  
13 Single Family  
1 Townhouse  
0 Condo  
0 Co-Op

Cooper City  
19  
14 Single Family  
5 Townhouse  
0 Condo  
0 Co-Op

Davie  
67  
24 Single Family  
17 Townhouse  
26 Condo  
0 Co-Op

Lauderdale by the Sea  
20  
4 Single Family  
0 Townhouse  
16 Condo  
0 Co-Op

Lazy Lakes  
0  
0 Single Family  
0 Townhouse  
0 Condo  
0 Co-Op

Miramar  
88  
61 Single Family  
4 Townhouse  
23 Condo  
0 Co-Op

Parkland  
62  
45 Single Family  
17 Townhouse  
0 Condo  
0 Co-Op

Sea Ranch Lakes  
0  
0 Single Family  
0 Townhouse  
0 Condo  
0 Co-Op

Tamarac  
117  
14 Single Family  
37 Townhouse  
66 Condo  
0 Co-Op

Weston  
64  
43 Single Family  
2 Townhouse  
19 Condo  
0 Co-Op

Coral Springs  
100  
52 Single Family  
5 Townhouse  
43 Condo  
0 Co-Op

Hallandale Beach  
82  
8 Single Family  
1 Townhouse  
61 Condo  
12 Co-Op

Lauderdale Lakes  
43  
17 Single Family  
2 Townhouse  
24 Condo  
0 Co-Op

Lighthouse Point  
15  
8 Single Family  
0 Townhouse  
4 Condo  
3 Co-Op

North Lauderdale  
29  
10 Single Family  
11 Townhouse  
8 Condo  
0 Co-Op

Pembroke Park  
3  
0 Single Family  
0 Townhouse  
3 Condo  
0 Co-Op

Southwest Ranches  
14  
14 Single Family  
0 Townhouse  
0 Condo  
0 Co-Op

Unincorporated  
14  
14 Single Family  
0 Townhouse  
0 Condo  
0 Co-Op

Wilton Manors  
26  
17 Single Family  
3 Townhouse  
6 Condo  
0 Co-Op

# \$350,800

Broward County Median Sales  
December 2021


# \$383,500

Broward County Median Sales  
December 2022

↑ 9.32%  
INCREASE



**\$520,000**  
Median Sale Price  
for Single Family Home



**\$361,000**  
Median Sale Price  
for Townhouse



**\$195,000**  
Median Sale Price  
for Condo



**\$170,000**  
Median Sale Price  
for Co-Op



**\$575,000**  
Median Sale Price  
for Single Family Home



**\$404,500**  
Median Sale Price  
for Townhouse



**\$215,000**  
Median Sale Price  
for Condo



**\$245,000**  
Median Sale Price  
for Co-Op

## TOP FIVE CITIES WITH THE MOST SALES

MARTY KIAR, BROWARD COUNTY PROPERTY APPRAISER'S

# MARKET SALES

DECEMBER 2022 REPORT

The Broward County Property Appraiser's Office gathers property sales information across the county on an ongoing basis. As part of our continued effort to share the data we collect, I am pleased to provide you with our "BCPA Market Report". This report is a simple, visual representation of the types of properties sold and the median sale prices for residential properties within Broward County during the month of December.

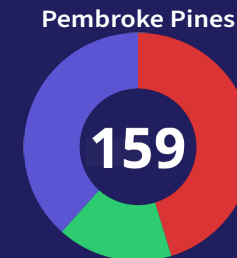
## ALL CITIES



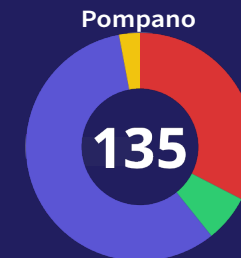
92 Single Family  
19 Townhouse  
95 Condo  
12 Co-Op



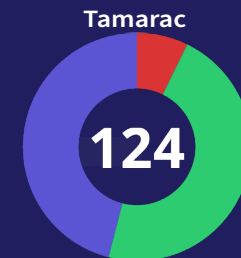
70 Single Family  
12 Townhouse  
77 Condo  
2 Co-Op



72 Single Family  
26 Townhouse  
61 Condo  
0 Co-Op



44 Single Family  
9 Townhouse  
78 Condo  
4 Co-Op



9 Single Family  
58 Townhouse  
57 Condo  
0 Co-Op

Coconut Creek  
73  
16 Single Family  
13 Townhouse  
44 Condo  
0 Co-Op

Dania Beach  
31  
14 Single Family  
3 Townhouse  
14 Condo  
0 Co-Op

Hillsboro Beach  
7  
0 Single Family  
0 Townhouse  
6 Condo  
1 Co-Op

Lauderhill  
109  
27 Single Family  
10 Townhouse  
72 Condo  
0 Co-Op

Margate  
80  
35 Single Family  
10 Townhouse  
35 Condo  
0 Co-Op

Oakland Park  
61  
33 Single Family  
11 Townhouse  
17 Condo  
0 Co-Op

Plantation  
83  
34 Single Family  
15 Townhouse  
34 Condo  
0 Co-Op

Sunrise  
99  
28 Single Family  
15 Townhouse  
56 Condo  
0 Co-Op

West Park  
11  
11 Single Family  
01 Townhouse  
0 Condo  
0 Co-Op

Cooper City  
27  
17 Single Family  
9 Townhouse  
1 Condo  
0 Co-Op

Davie  
68  
32 Single Family  
19 Townhouse  
17 Condo  
0 Co-Op

Lauderdale by the Sea  
23  
3 Single Family  
0 Townhouse  
19 Condo  
1 Co-Op

Lazy Lakes  
0  
0 Single Family  
0 Townhouse  
0 Condo  
0 Co-Op

Miramar  
74  
56 Single Family  
6 Townhouse  
12 Condo  
0 Co-Op

Parkland  
70  
46 Single Family  
23 Townhouse  
1 Condo  
0 Co-Op

Sea Ranch Lakes  
2  
2 Single Family  
0 Townhouse  
0 Condo  
0 Co-Op

Tamarac  
124  
9 Single Family  
58 Townhouse  
57 Condo  
0 Co-Op

Weston  
42  
28 Single Family  
5 Townhouse  
9 Condo  
0 Co-Op

Coral Springs  
107  
53 Single Family  
7 Townhouse  
47 Condo  
0 Co-Op

Hallandale Beach  
74  
8 Single Family  
2 Townhouse  
56 Condo  
8 Co-Op

Lauderdale Lakes  
31  
10 Single Family  
3 Townhouse  
18 Condo  
0 Co-Op

Lighthouse Point  
24  
10 Single Family  
2 Townhouse  
10 Condo  
2 Co-Op

North Lauderdale  
37  
17 Single Family  
10 Townhouse  
10 Condo  
0 Co-Op

Pembroke Park  
1  
0 Single Family  
0 Townhouse  
1 Condo  
0 Co-Op

Southwest Ranches  
9  
9 Single Family  
0 Townhouse  
0 Condo  
0 Co-Op

Unincorporated  
5  
5 Single Family  
0 Townhouse  
0 Condo  
0 Co-Op

Wilton Manors  
20  
9 Single Family  
3 Townhouse  
8 Condo  
0 Co-Op